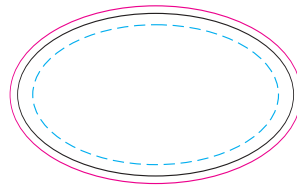
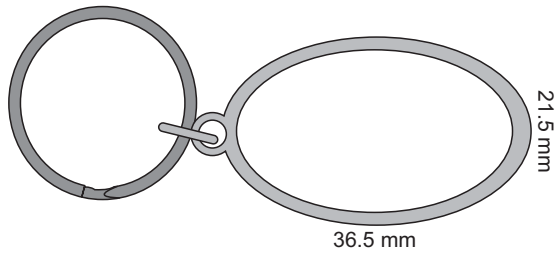


100% of Actual Size

Resin Dome
Front only



Blue Line = The SIGNIFICANT PRINT AREA


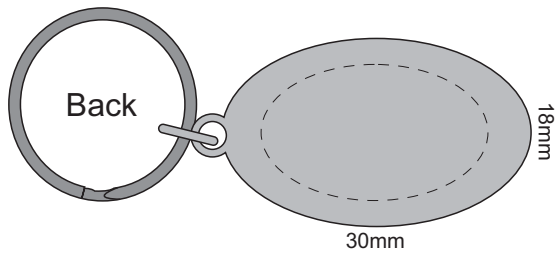
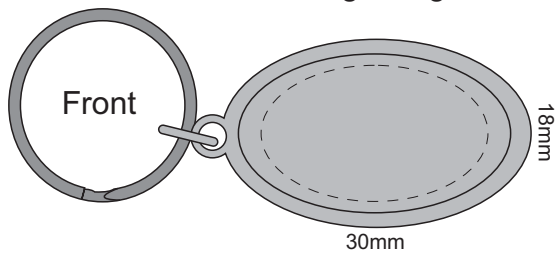
(Keep all critical images & text within this box)

Black Line = Maximum print area

Pink Line = Bleed off to here

100% of Actual Size

Engraving



Engraves to an
Oxidised White